


# WEBSITES FOR EDUCARE RESEARCHERS

links, explanations, & who to contact



FRANK PORTER GRAHAM  
CHILD DEVELOPMENT INSTITUTE

F P G W E B S I T E S



## FPG-LEP TEAM MEMBER DASHBOARD

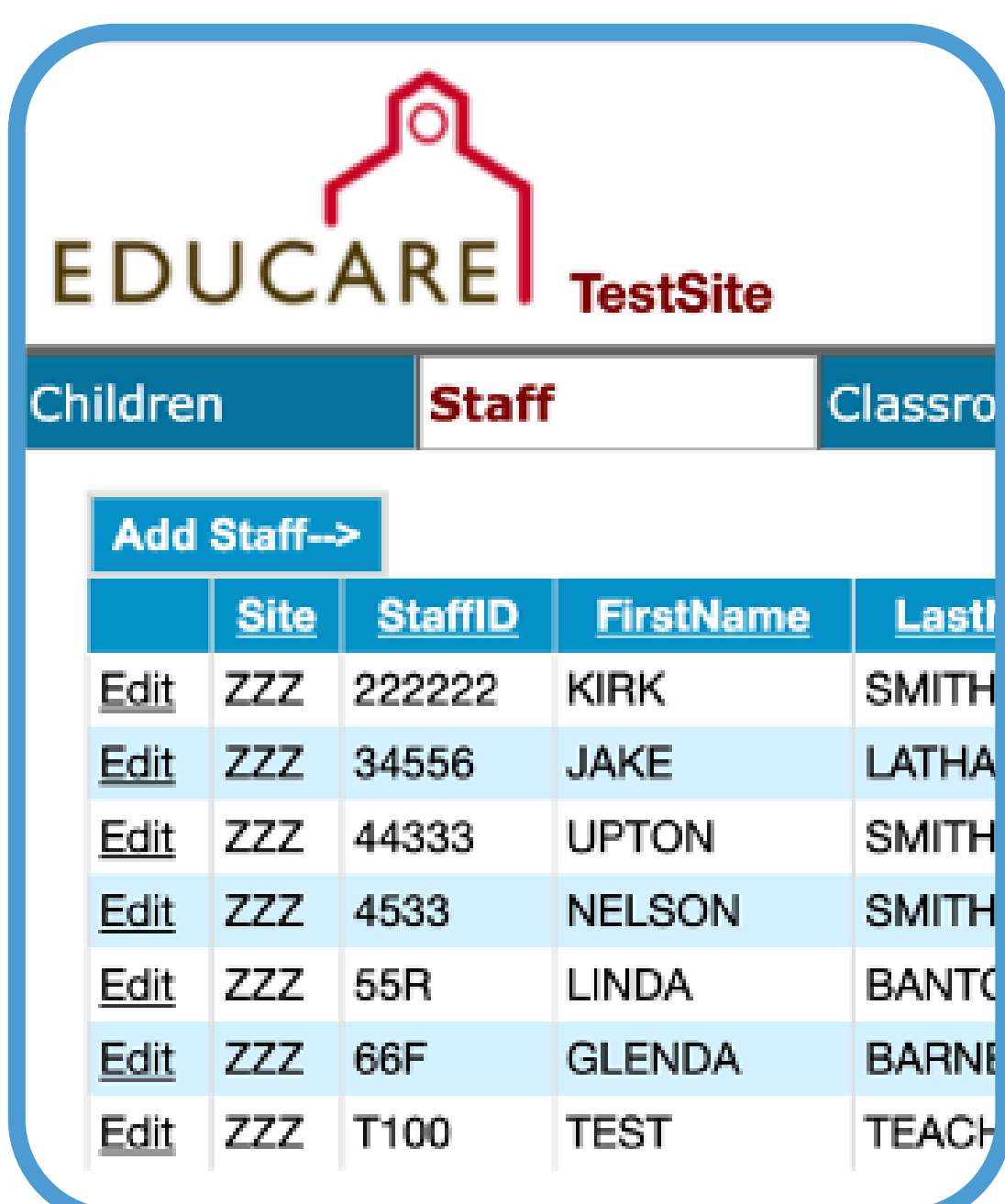
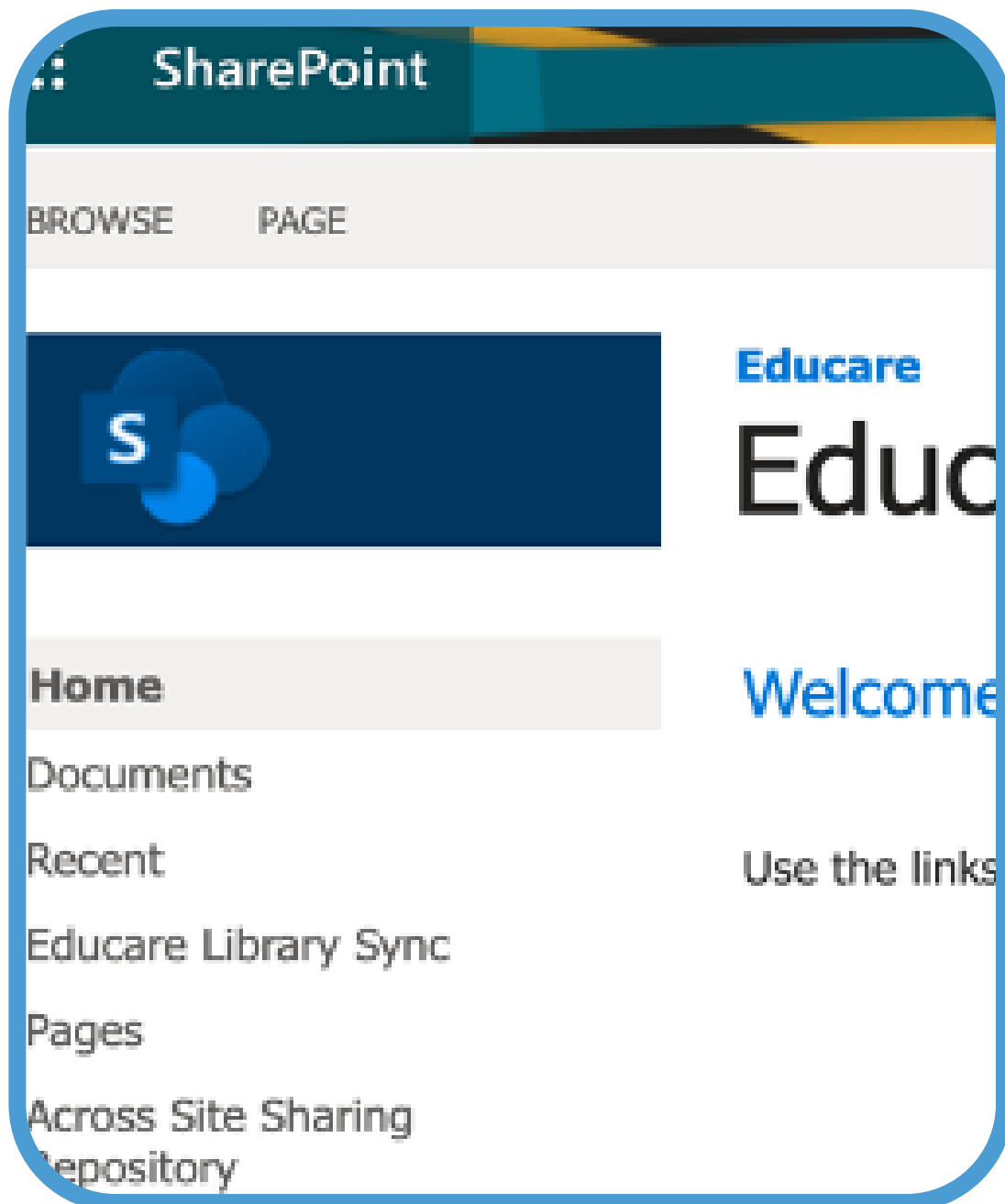
[eln.fpg.unc.edu](http://eln.fpg.unc.edu) | Managed by FPG | Sign in with UNC ONYEN

Resources that can be found here include downloadable interview and survey forms, the video queue for reliability review, the National Evaluation manual, and other resources such as annual data slides, the paper grid, and notes from LEP-NEP community of practice meetings.

## FPG SHAREPOINT SITE

<https://adminliveunc.sharepoint.com/sites/fpg/workspaces/educare/SitePages/Home.aspx> | Managed by FPG | Sign in with UNC ONYEN

SharePoint is where FPG shares processed datasets, codebooks, and reports summarizing National Evaluation data from each LEP team's own site, other sites, and all sites. If your university/etc also uses SharePoint, try logging in through a different browser than you typically use.



## FPG EIS SITE

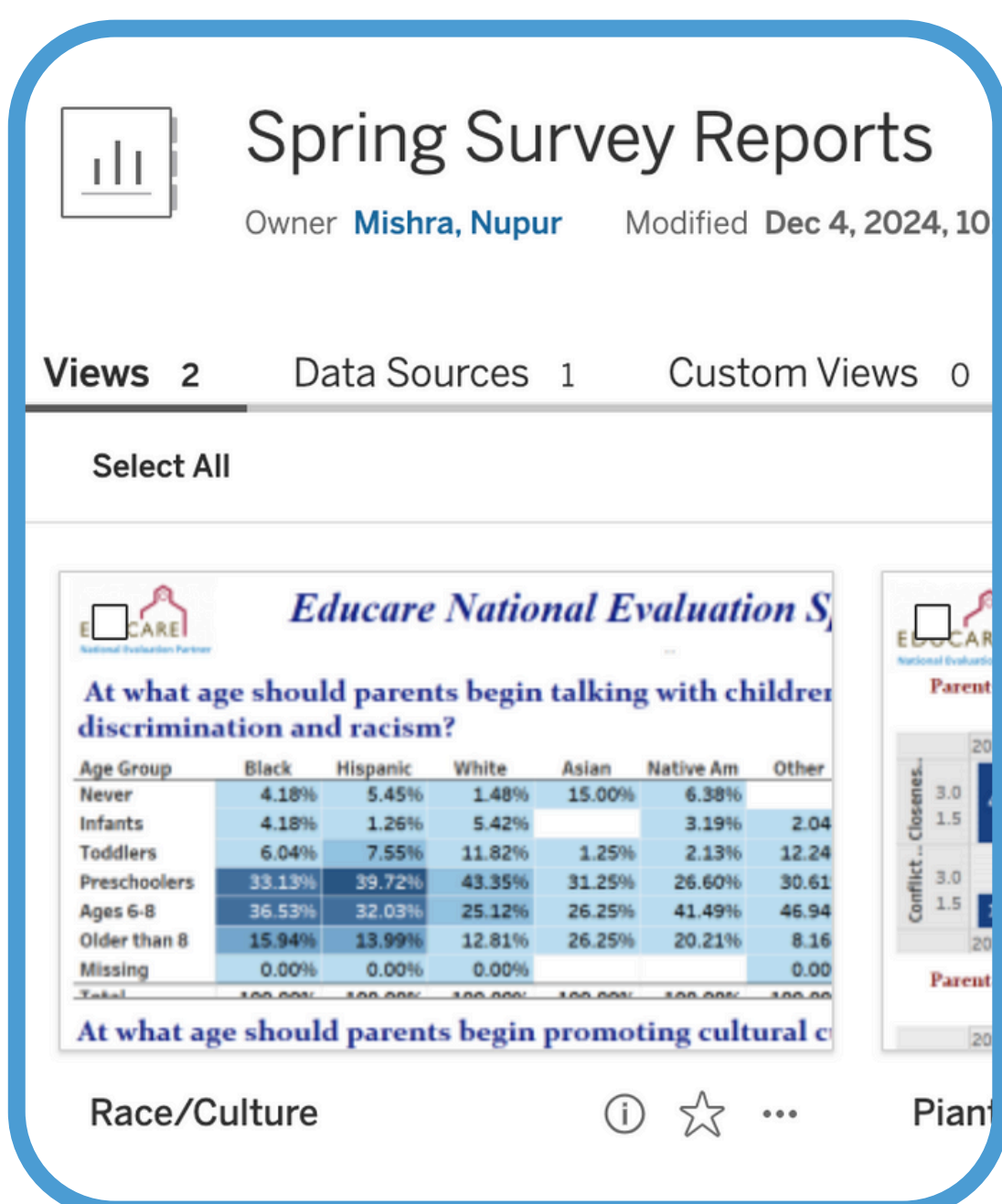
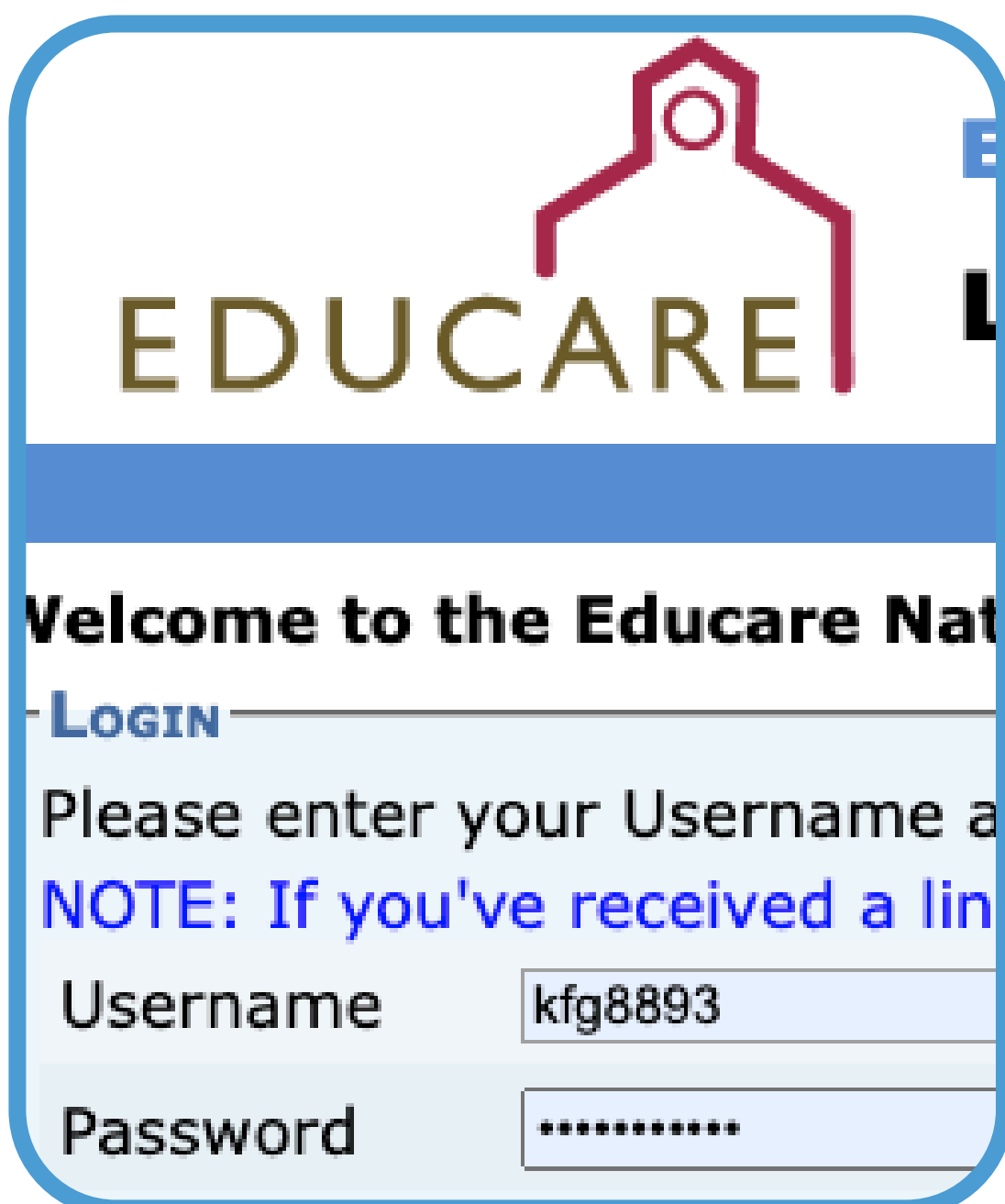
[survey.fpg.unc.edu/educareeis](http://survey.fpg.unc.edu/educareeis) | Managed by FPG | Sign in with UNC ONYEN

LEPs use EIS to enter and retrieve data on enrolled children, classrooms, staff, and observation and assessment data. LEPs can upload batches of data here, including attendance and disabilities data. This is also where LEPs can download reports about data entry completion and errors for annual processes.

## FPG SURVEY SITE

<https://survey.fpg.unc.edu/educare/login.aspx> | Managed by FPG | Sign in with UNC ONYEN

LEPs enter and retrieve parent interview and spring parent survey data here. LEPs can monitor which staff members have completed a spring staff survey, though they are not able to enter or retrieve staff data.



## TABLEAU VIA FPG

Multiple links, visit Chapter 13 of the manual at [eln.fpg.unc.edu](http://eln.fpg.unc.edu) | Managed by FPG | Sign in with UNC ONYEN

Tableau offers LEPs a way to create custom reports using Educare and non-Educare data. LEPs can use Tableau to look at data from select measures across years and for different racial groups. These reports are up-to-date with reports available on SharePoint and can be downloaded.



## EDUCARE NETWORK WEBSITE

## EDUCARE NETWORK

<https://www.educarenationalnetwork.org> | Managed by Educare Network | No log-in information needed

This public-facing website explains the what the Educare Network is and what we do in terms of research, practice, and policy. There is a list of all existing Educare schools with a short paragraph about them and links to each school's website.

